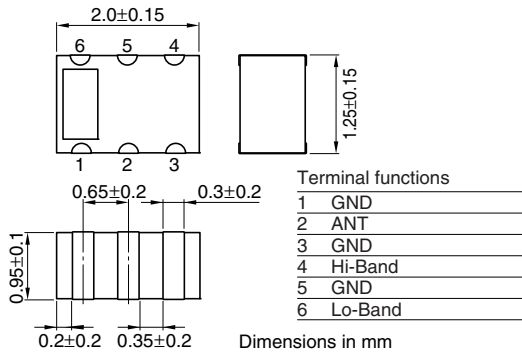


Multilayer Chip Diplexers For UWB

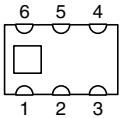
Conformity to RoHS Directive

DPX Series DPX204752DT-4028A1

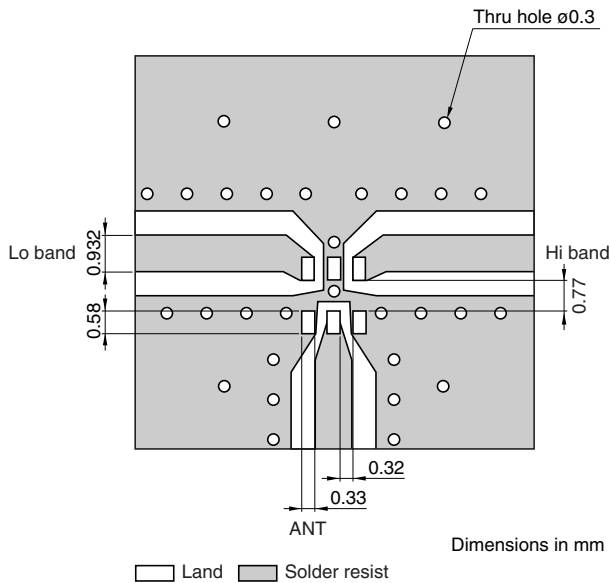
SHAPES AND DIMENSIONS



CIRCUIT DIAGRAM



RECOMMENDED PC BOARD PATTERNS



ELECTRICAL CHARACTERISTICS

Item	Port	Frequency range	Minimum value	Typical value	Maximum value
Insertion loss	Lo-band	2300 to 2500MHz	(dB) —	—	1.1
	Hi-band	3168 to 4752MHz	(dB) —	—	1.2
Return loss	ANT	2300 to 2500MHz	(dB) 10.0	—	—
	ANT	3168 to 4752MHz	(dB) 7.0	—	—
Attenuation	Hi-band	2300 to 2500MHz	(dB) 20.0	—	—
	Lo-band	3168 to 4752MHz	(dB) 20.0	—	—

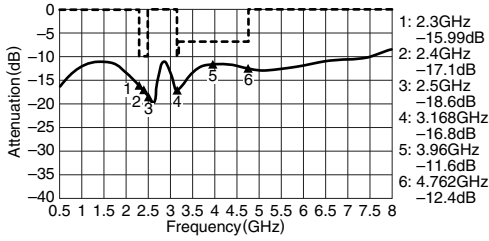
• Conformity to RoHS Directive: This means that, in conformity with EU Directive 2002/95/EC, lead, cadmium, mercury, hexavalent chromium, and specific bromine-based flame retardants, PBB and PBDE, have not been used, except for exempted applications.

• All specifications are subject to change without notice.

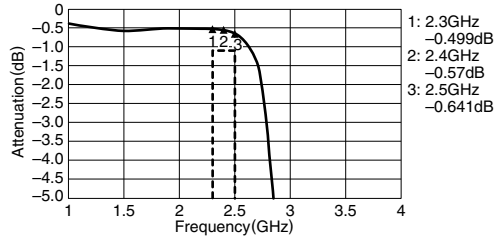
FREQUENCY CHARACTERISTICS

ANT-LOW

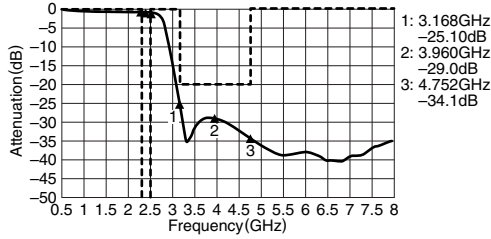
S11



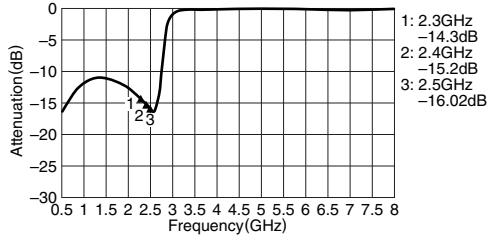
S21



S21

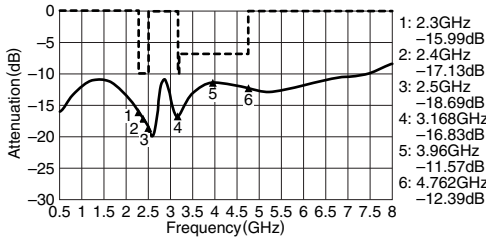


S22

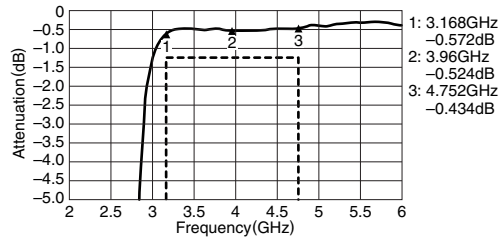


ANT-HIGH

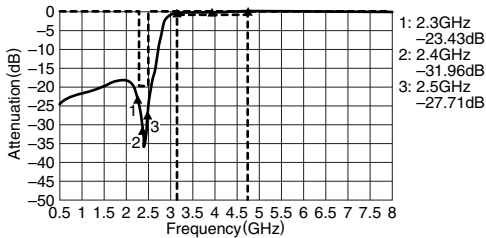
S11



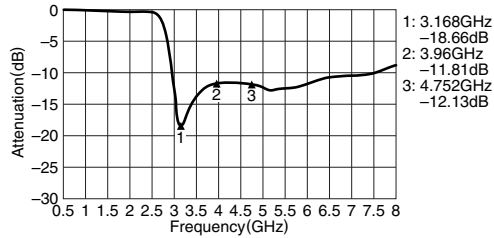
S31



S31



S33



• All specifications are subject to change without notice.